



TELECOM DISTRIBUIDOR - ECUADOR

Outdoor Cable
Stranded Cable

SUMEC



GYFTCY

All-dielectric self-supporting aerial cable(ADSS)

FRP central strength member

Loose tube stranded

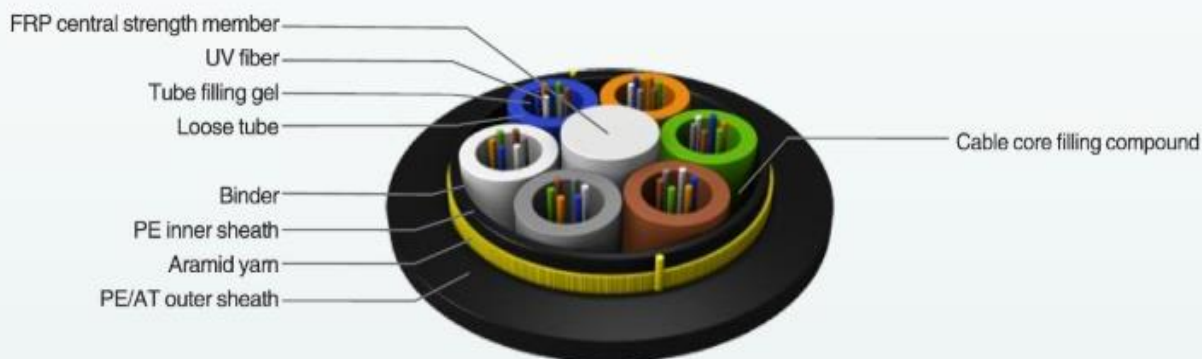
PE sheath all-dielectric self-supporting aerial cable

Performance

- ◆ Application
The actual status of overhead power lines
- ◆ Installation
Upon application condition
- ◆ Installation
Self-supporting aerial
- ◆ Operating Temperature
-40~+70°C

Features

- ◆ All section water blocking provided reliable performance of moisture-proof and water block;
- ◆ Special filling gel filled loose tubes provide perfect optical fiber protection.
- ◆ High young's modulus fiber reinforced plastic (FRP) as central strength member
- ◆ To make the cable self-supporting, it contains strength elements made of aramid yarns or glass yarns
- ◆ No fiber tensile strain in severe climatic condition
- ◆ Special PE/AT (anti-tracking) outer sheath suitable for installation in induced voltage fields
- ◆ Strict craft and raw material control enable lifespan over 30 years.



- ◆ The cable technology parameters and fiber count, weather, span can be designed according to the project's requirement.
- ◆ For the actual status of overhead power lines and the load on pole and towers suspension point, AT outer sheath is applied.
- ◆ Large span lengths and the largest span is over 1200m.

Caran N4-117 y Pasaje "D" Aguirre Teran (Calderon) Quito – Ecuador



GYFY Loose tube stranded metal-free cable with additional strength member

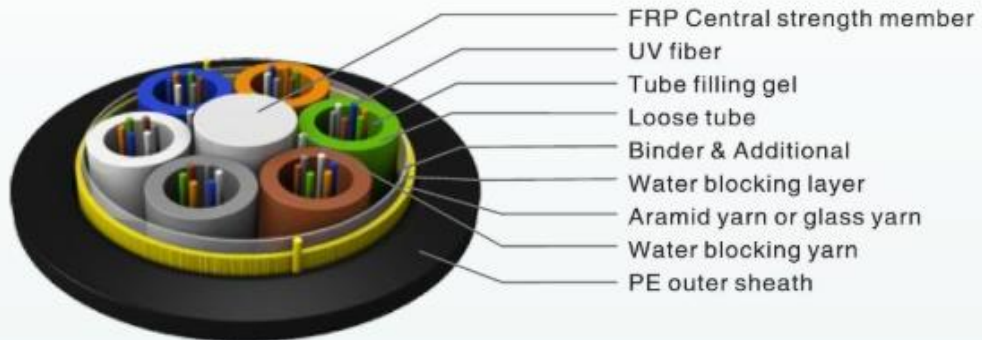
- FRP central strength member
- Loose tube stranded
- Additional strength member

Performance

- ◆ Application
Long haul and building network communication
- ◆ Installation
Duct/Aerial
- ◆ Operating Temperature
-40~+70℃
- ◆ Bending Radius
Static 10 × D / Dynamic 20 × D

Features

- ◆ All section water blocking construction provides reliable performance of moisture-proof and water block
- ◆ Special filling gel filled loose tubes provide perfect optical fiber protection;
- ◆ High young's modulus fiber reinforce plastic(FRP)as central strength member.
- ◆ All dielectric structure, light weight, easy installation, good electromagnetic resistance and suitable for operating in electrical system or frequently lighting areas.
- ◆ Aramid yarn or glass yarn as additional strength member ensures tensile performance.
- ◆ Strict craft and raw material control enable lifespan over 30 years.



- ◆ For flame retardant cable, outer sheath can be made of low-smoke zero halogen(LSZH) material, and the type is GYFZY.
- ◆ Special cable structure can be designed and manufactured on customer's request.

Structure and Technical Specifications

Fiber Count	Nominal Diameter (mm)	Nominal Weight (kg/km)	Max Fibers Per Tube	No. of (Tubes+Fibers)	Allowable Tensile Load(N) (short term/long term)	Allowable Crush Resistance (N/10cm) (short term/long term)
2~36	10.7	92	6	6	2700/1000	1000/300
36~72	11.6	103	12	6	2700/1000	1000/300
74~96	13.3	149	12	8	2700/1000	1000/300
98~120	14.8	180	12	10	2700/1000	1000/300
122~144	16.4	222	12	12	2700/1000	1000/300
146~216	16.6	224	12	18(2 layers)	2700/1000	1000/300
> 216	Available upon customer's request					



**GYFTS Loose tube stranded cable
with steel tape armored PE sheath**

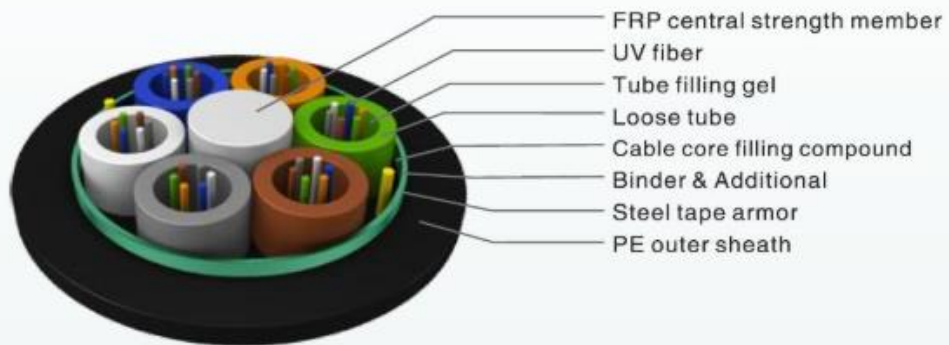
- FRP central strength member
- Loose tube stranded
- Corrugated steel tape armored outdoor cable

Performance

- ◆ Application
Long haul and building network communication
- ◆ Installation
Duct/Aerial
- ◆ Operating Temperature
-40~+70°C
- ◆ Bending Radius
Static 10 × D / Dynamic 20 × D

Features

- ◆ All section water blocking construction, and PSP sheath provide reliable performance of moisture-proof and water block.
- ◆ Special filling gel filled loose tubes provide perfect optical fiber protection.
- ◆ High young's modulus fiber reinforced plastic(FRP)as central strength member.
- ◆ Strict craft and raw material control enable lifespan over 30 years.



- ◆ For flame retardant cable, outer sheath can be made of low-smoke zero halogen(LSZH) material, and the type is GYFTZS;
- ◆ On customer's requests, longitudinal color strip on outer sheath can be provided. More details, please refer to GYTA series.
- ◆ Special cable structure can be designed and manufactured on customer's request.

Structure and Technical Specifications

Fiber Count	Nominal Diameter (mm)	Nominal Weight (kg/km)	Max Fibers Per Tube	No.of (Tubes+Fillers)	Allowable Tensile Load(N) (short term/long term)	Allowable Crush Resistance (N/10cm) (short term/long term)
2~36	11.4	130	6	6	1500/600	1000/300
38~72	12.5	152	12	6	1500/600	1000/300
74~96	14.2	194	12	8	2000/600	1000/300
98~120	15.7	230	12	10	2000/600	1000/300
122~144	17.3	274	12	12	2500/600	1000/300
> 144	Available upon customer's request					



GYTC8S Loose tube stranded figure 8 self-supporting aerial cable

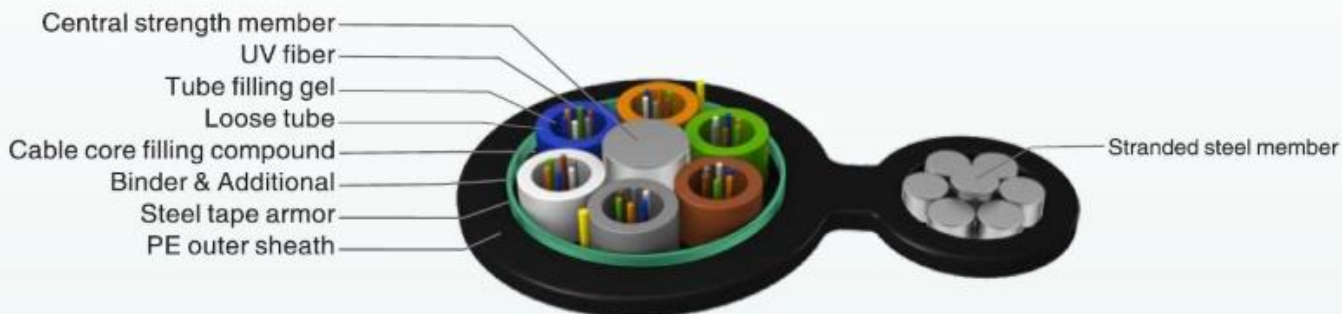
Central strength member
Loose tube stranded
Corrugated steel tape armored PE sheath
Figure 8 self-supporting aerial outdoor cable

Performance

- ◆ Application
Long haul and building network communication
- ◆ Installation
Self-supporting aerial
- ◆ Operating Temperature
-40~+70°C
- ◆ Steel Messenger
1.2×7, 1.5×7
- ◆ Bending Radius
Static 10×D / Dynamic 20×D

Features

- ◆ All section water blocking provides reliable performance of moisture-proof and water block.
- ◆ Special filling gel filled loose tubes provide perfect optical fiber protection.
- ◆ Longitudinal corrugated steel tape gives desirable crush resistance.
- ◆ Figure 8 self-supporting structure presents high tensile strength and enables easy and cost saving aerial installation.
- ◆ Strict craft and raw material control enable lifespan over 30 years.



- ◆ On customer's request, the GYTC8A type with longitudinal aluminium tape folding can be provided.
- ◆ Special cable structure can be designed and manufactured for larger span or severe climatic condition.

Structure and Technical Specifications

Fiber Count	Nominal Diameter (mm)	Nominal Weight (kg/km)	Max Fibers Per Tube	No. of (Tubes+Fillers)	Allowable Tensile Load(N) (Short term/Long term)	Allowable Crush Resistance(N/10cm) (Short term/Long term)
2~30	10.0×18.0	220	6	5	7000/4000	1000/3000
32~36	10.7×18.7	244	6	6	7000/4000	1000/3000
38~60	11.4×19.4	253	12	5	7000/4000	1000/3000
62~72	12.0×20.0	280	12	6	7000/4000	1000/3000
> 72	Available upon customer's request					



TELECOM DISTRIBUIDOR - ECUADOR

FTTH CABLE

SUMEC

Self-supporting Bow Tie Shape Drop Cable

Self-supporting Bow Tie Shape Drop Cable

- ▶ Single colored fiber
- ▶ Non-metallic strength member
- ▶ Self-supporting metallic strength member
- ▶ Black flame-retardant materials for sheath

Application

- ▶ Both indoor and outdoor applications;
- ▶ Suitable for aerial dropping.

Features

- ▶ All-dry structure;
- ▶ Adopt fiber with small bending radius offering good bending resistance;
- ▶ Safe and reliable for installation;
- ▶ Cable could be terminated onsite;
- ▶ Easy for stripping, fixation and splicing. Simplified installation and maintenance;
- ▶ 15-year product life.



Fiber type: Single-mode fiber as G.652B/D, G.657 or G.655A/B/C, multi-mode fiber A1a, A1b, OM3 or other type;

Materials: According to customer's request, the sheath materials can adopt black flame-retardant materials;

Delivery length: Available upon customer's request.

Structure and Technical Specifications:

Type	Nominal Diameter (mm)	Nominal Weight (kg/km)	Allowable Tensile Load(N)		Allowable Crush Resistant(N/10cm)		Minimum Bending Radius(mm)	
			Short term	Long term	Long term	Short term	Dynamic	Static
GJXFCH	2.0×5.4	25	600	300	2200	1000	40	20
Storage temperature	-30℃ ~ +70℃							
Operating temperature	-30℃ ~ +70℃							
Note: all the values in the table are reference value, subject to the actual customer request.								

Bow Tie Shape Drop Cable

(non-metallic strength member)



Bow Tie Shape Drop Cable(non-metallic strength member)

- ▶ Figure-8 structure
- ▶ Colored fiber
- ▶ Non-metallic strength member
- ▶ Good-performance sheath materials

Application

- ▶ Indoor cabling;

Features

- ▶ Adopt fiber with small bending radius, offering good bending resistance
- ▶ Easy for stripping, fixation and splicing. simplified installation and maintenance
- ▶ Cable could be terminated onsite
- ▶ 15-year product life



Fiber type: Single-mode fiber G.652D, G.657 or other type;

Materials: The sheath materials can adopt PVC, LSZH. The color accord customer's request, recommended for black.

Delivery length: Available upon customer's request.

Structure and Technical Specifications:

Type	Nominal Diameter (mm)	Nominal Weight (kg/km)	Allowable Tensile Load(N)		Allowable Crush Resistant(N/10cm)		Minimum Bending Radius(mm)	
			Short term	Long term	Long term	Short term	Dynamic	Static
GJXFH	20×3.0	10	80	40	2200	1000	40	20
Storage temperature	-30℃ ~ +70℃							
Operating temperature	-30℃ ~ +70℃							
Note: all the values in the table are reference value,subject to the actual customer request.								



TELECOM DISTRIBUIDOR - ECUADOR

Special Cable

SUMEC



Opto-electronic Composite Cable GY(F)ITA-xB1+n x 1.5

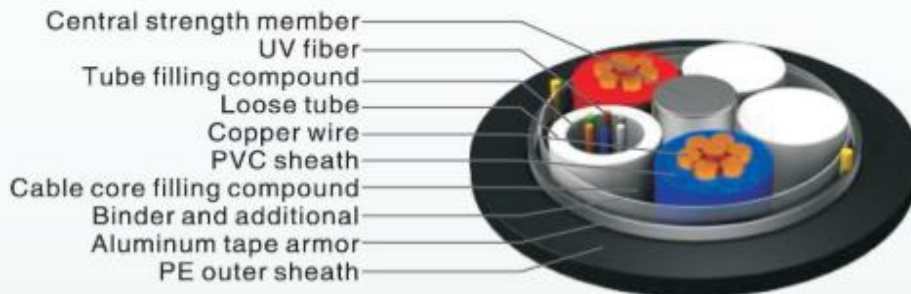
- ◆ Metallic(nonmetallic)strength member
- ◆ Loose tube stranded and filling type
- ◆ Dry core structure
- ◆ Water blocking tape and aluminum tape longitudinal folded
- ◆ PE outer sheath

Application

- ◆ Optical fiber communication and provide electric power energy apart from long distance

Features

- ◆ Outer sheath provide excellent ultraviolet radiation resistant performance;
- ◆ All section water blocking ensure reliable insulating performance
- ◆ The high-quality annealed copper wire can provide electric power energy apart from long distance
- ◆ The high-quality fiber ensures the transmission of high bandwidth signals
- ◆ The cable is the ideal integrated solution for application such as long-distance non-attended equipment room, equipment room in residential quarters, mobile base station, customer access and so on



- ◆ For flame retardant cable , outer sheath can be made of low-smoke zero halogen(LSZH) material , and the type is GYTZA;
- ◆ Cables can choose the longitudinal corrugated steel tape, and the type is GYFTS
- ◆ On custom's request , cables can be offered with longitudinal color strip on outer sheath More details please refer to the structure figure of GYTA and the note 2
- ◆ Special cable structure can be designed and manufactured on custom's request.

Structure and technical specifications:

Fiber count	Cross-sectional area of copper wire (mm ²)	Copper wire count	Nominal Diameter (mm)	Nominal Weight (kg/km)	Allowable Tensile Load(N)		Minimum Bending Radius (mm)		Allowable Crush Resistant(N/10cm)	
					Short term	Long term	Dynamic	Static	Short term	long term
2-12	1.5	2(red, blue)	12.9	155	1500	600	30	15	1000	300
2-12	1.5	3(red, blue, yellow-green)	12.9	173	1500	600	30	15	1000	300
2-12	2.5	2(red, blue)	15.4	260	1500	600	50	25	1000	300
2-12	2.5	3(red, blue, yellow-green)	15.4	301	1500	600	50	25	1000	300
Storage temperature	-40℃~+70℃									
Operating temperature	-40℃~+70℃									

Note: all the values in the table are reference value ,subject to the actual customer request



Figure "8" Opto-electronic Composite Cable

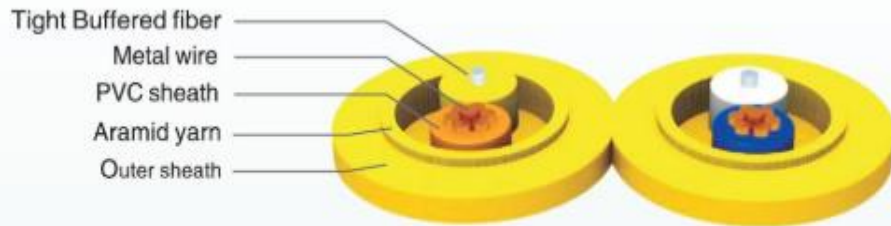
- Double tight buffered fiber
- Dual power wires
- Figure "8" structure
- High strength aramid yarn
- High-performance sheath materials

Application

- ◆ Indoor cabling
- ◆ Pigtail ,patchcord or

Features

- ◆ Small diameter, small bending radius
- ◆ Small size, light weight
- ◆ Lifespan over 15years



- ◆ **Fiber types:** single-mode fiber G.652B/D,G.657 or G.655A/B/C,multi-mode fiber A1a, A1b, OM3, or other types.
- ◆ **Outer sheath:** outer sheath can be made of PVC or low-smoke zero halogen(LSZH)material on the custom's request.
- ◆ **Power Wire:** tinning copper wire.
- ◆ **Delivery length:** in accordance with custom's request.

Structure and technical specifications

Type	Nominal Diameter (mm)	Nominal Weight (kg/km)	Allowable Tensile Load(N)		Minimum Bending Radius(mm)		Allowable Crush Resistant(N/10cm)	
			Short term	Long term	Dynamic	Static	Short term	long term
GDFJBV-2	2.9 x 5.9	19	200	100	120	60	500	100
Storage temperature	-20°C~+60°C							
Operating temperature	-20°C~+60°C							
Note:all the values in the table are reference value ,subject to the actual customer request								



Military field cable emergency cable

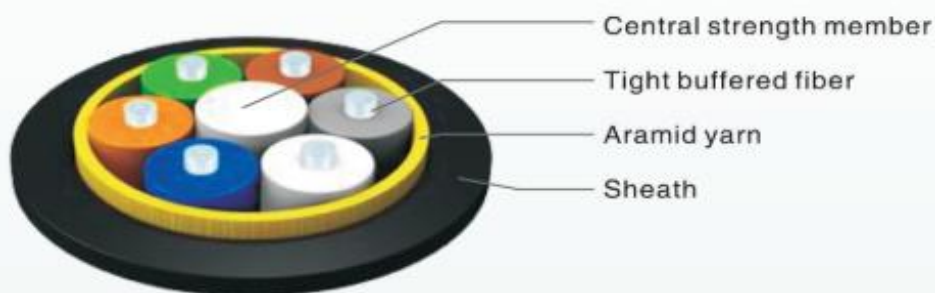
Multiple tight buffered fibers
 High-quality aramid yarn strength member
 High performance PU sheath materials

Application

- ◆ Connecting cable for 3G equipments
 Emergency repair

Features

- ◆ High-quality aramid yarn provide high tensile strength, and the cable could be repeatedly coiling used
- ◆ PU outer sheath ensures excellent abrasion resistance, flammability and hidden characteristic.
- ◆ Reliable performance of chemical corrosion resistance and tear resistance.
- ◆ Perfect flexibility at low temperature and good stress properties.
- ◆ Lifespan over 15 years.



- ◆ Fiber types: single-mode fiber G.652B/D, G.657 or G.655A/B/C, multi-mode fiber A1a, A1b, OM3, or other types.
- ◆ Delivery length: in accordance with custom's request.

Structure and technical specifications

Type	Nominal Diameter (mm)	Nominal Weight (kg/km)	Allowable Tensile Load(N)		Minimum Bending Radius(mm)		Allowable Crush Resistant(N/10cm)	
			Short term	Long term	Dynamic	Static	Short term	long term
GJPFJU-2	5.2	23	1500	600	120	60	500	200
GJPFJU-4	5.2	25						
GJPFJU-6	6.0	33						
Storage temperature	-20℃~+60℃							
Operating temperature	-20℃~+60℃							
Note: all the values in the table are reference value ,subject to the actual customer's request.								



Multi-core waterproof pigtail cable

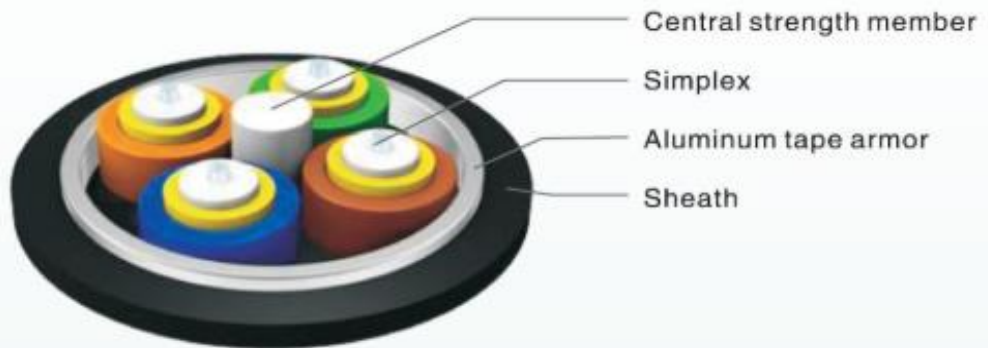
- Stranded with simplex cable
- High strength aramid yarn
- Aluminum tape moisture-proof layer
- High-performance PE outer sheath materials

Application

- ◆ For outdoor and indoor application
- ◆ Applicable to use in the LAN, local and school network

Features

- ◆ Small size, light weight, excellent stress and strain properties.
- ◆ Perfect crush resistance and moisture-proof performance.
- ◆ Small bending radius and good bending properties.
- ◆ Lifespan over 15 years.



- ◆ Fiber types : single-mode fiber G.652B/D,G.657 or G.655A/B/C, multi-mode fiber A1a, A1b, OM3,or other types.
- ◆ Delivery length : in accordance with custom's request.

Structure and technical specifications

Type	Diameter of simplex cable (mm)	Nominal Diameter (mm)	Nominal Weight (kg/km)	Allowable Tensile Load(N)		Minimum Bending Radius(mm)		Allowable Crush Resistant(N/10cm)	
				Short term	long term	Dynamic	Static	Short term	long term
GJJA-2	2.5	9.8	80	600	200	240	120	1000	300
GJJA-4	2.8	11.8	115						
Storage temperature	-20℃~+60℃								
Operating temperature	-20℃~+60℃								
Note: all the values in the table are reference value ,subject to the actual customer request									



3G zoom cable I

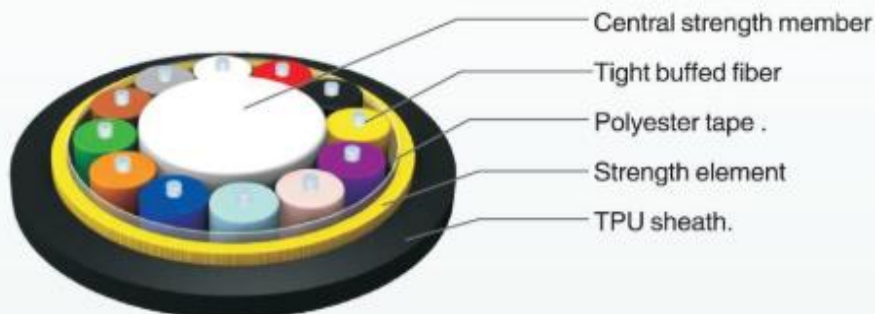
Stranded light buffered fiber
Polyester tape longitudinal folded
Aramid yarn strength member with high Young's module
TPU outer sheath

Application

- ◆ Zoom cable for 3G base station
- ◆ Applicable to horizontal and vertical cabling inside building
- ◆ Serve as the optical transmission line in the communication equipment.

Features

- ◆ Polyester tape longitudinal folded structure, protects tight buffered fiber from heating and crush strength.
- ◆ TPU outer sheath ensures excellent flammability abrasion resistance, ultraviolet radiation resistance.
- ◆ And stress cracking resistance characteristics.
- ◆ Flexible, small size, light weight and small bending radius.
- ◆ All dielectric structure design, without electromagnetic induction effect.
- ◆ Perfectly satisfy the requirement for 3G base station.



- ◆ Fiber types: single-mode fiber G.652B/D, G.657 or G.655A/B/C, multi-mode fiber A1a, A1b, OM3, or other types
- ◆ Delivery length: in accordance with custom's request.

Structure and technical specifications

Type	Nominal Diameter (mm)	Nominal Weight (kg/km)	Tensile Strength (N)		Minimum Bending Radius(mm)		Allowable Crush Resistant(N/10cm)	
			Short term	Long term	Dynamic	Static	Short term	long term
GJPFJU-8	6.6	9.8	1000	300	130	65	300	1000
GJPFJU-12	7.8	11.8	1000	300	160	80	300	1000
Storage temperature	-40℃~+85℃							
Operating temperature	-20℃~+60℃							
Note: all the values in the table are reference value ,subject to the actual customer request								

3G zoom cable II

2 simplex cables with stranded structure
Aramid yarn strength member with high Young's module
Low-smoke zero halogen(LSZH)sheath

Application

- ◆ Zoom cable for 3G base station
- ◆ Applicable to horizontal and vertical cabling inside building
- ◆ Serve as the optical transmission line in the communication equipment

Features

- ◆ TPU outer sheath ensures excellent flammability, abrasion resistance, ultraviolet radiation resistance and stress cracking resistance characteristics.
- ◆ Flexible, small size, light weight and small bending radius.
- ◆ All dielectric structure design, without electromagnetic induction effect.
- ◆ Perfectly satisfy the requirement for 3G base station.



- ◆ Fiber types: single-mode fiber G.652B/D, G.657 or G.655A/B/C, multi-mode fiber A1a, A1b, OM3, or other types
- ◆ Delivery length: in accordance with custom's request.

Structure and technical specifications

Type	Nominal Diameter (mm)	Nominal Weight (kg/km)	Allowable Tensile Load(N)		Minimum Bending Radius(mm)		Allowable Crush Resistant(N/10cm)	
			Short term	Long term	Dynamic	Static	Short term	long term
GJBFJU	7	35	400	200	140	70	300	1000
Storage temperature	-25℃~+85℃							
Operating temperature	-20℃~+60℃							
Note:all the values in the table are reference value ,subject to the actual customer request								

Telecom Distributor Ecuador



Air-blown micro-cable

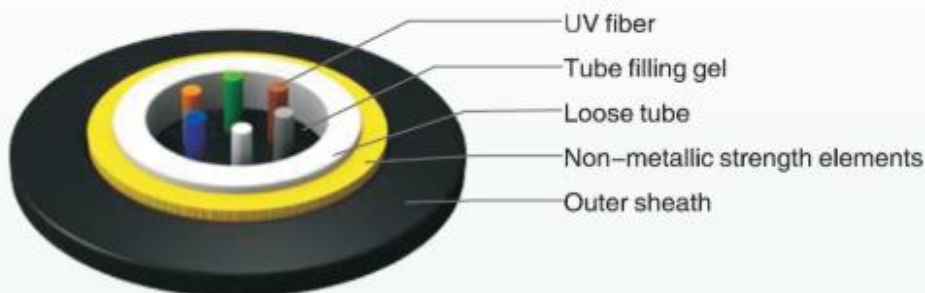
Central loose tube or stranded structure
Non-metallic strength elements
PE outer sheath

Application

- ◆ Duct Air-blown
- ◆ FTTH access network

Features

- ◆ Small size, light weight, high fiber density
- ◆ Suitable for air-blown installation
- ◆ Excellent temperature performance for different temperature environment application.
- ◆ Designable performance for crush resistance and high flexibility Micro-cable is mainly used for access networks and metro and installed by Air-blown technology, without digging the road in a tiny pipe, also can be installed on the existing cable pipeline, saving pipeline resources to meet the networking needs of real-time expansion, Thus the cable is an effective FTTH solution.



- ◆ Fiber types: single-mode fiber G.652B/D G.657 or G.655A/B/C, multi-mode fiber A1a、A1b、OM3, or other types.
- ◆ Delivery length: in accordance with custom'S request.

Structure and technical specifications

Structure	Fiber Count	Nominal Diameter (mm)	Nominal Weight (kg/km)	Allowable Tensile Load(N)		Minimum Bending Radius(mm)		Allowable Crush Resistant(N/10cm)
				Short term	Long term	Dynamic	Static	
All-dielectric central tube	2-24	4.4	18	100	160	90	45	1000
All-dielectric stranded	12-48	6.0	32	100	200	120	60	1000
	50-72	6.2	39	100	200	120	60	1000
Operating temperature range	-40℃~+70℃							
Storage temperature range	-40℃~+70℃							
Installation temperature range	-5℃~+50℃							
Note:all the values in the table are reference value ,subject to the actual customer request								

Caran N4-117 y Pasaje "D" Aguirre Terán (Calderón) Quito – Ecuador

www.jastech.com.ec

Telecom Distributor Ecuador



Rodent-resistant cable

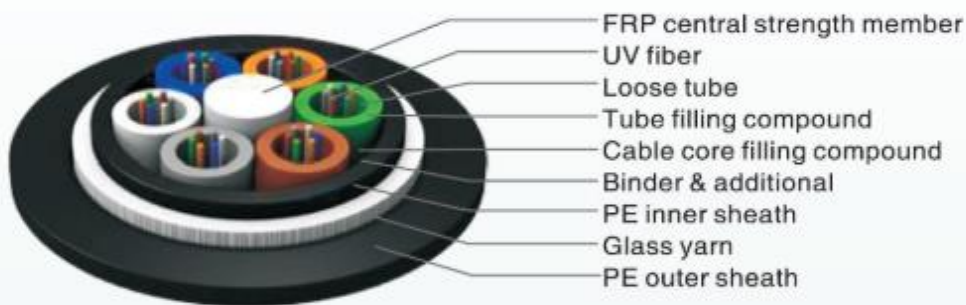
Glass yarn strength member
Rodent-resistant outer sheath

Application

- ◆ Applicable to duct installation
- ◆ Suitable for direct-burial installation require for rodent-resistance

Features

- ◆ Special filling gel filled loose tube provide perfect optical fiber protection.
- ◆ All section water blocking provide reliable performance of moisture-proof and water blocking
- ◆ Adopt glass fiber as the Rodent-resistant dielectric ensures good Rodent-resistant characteristics.
- ◆ Lifespan over 30 years



- ◆ Fiber types: single-mode fiber G.652B/D, G.657 or G.655A/B/C, multi-mode fiber A1a, A1b, OM3, or other types.
- ◆ Delivery length: in accordance with custom's request

Structure and technical specifications

Fiber Count	Nominal Diameter (mm)	Nominal Weight (kg/km)	Maximum fiber count in unit	Loose tube count	Tensile strength (N)		Minimum Bending Radius(mm)		Allowable Crush Resistant(N/10cm)	
					Long term	Short term	Dynamic	Static	long term	Short term
2~36	12.3	125	6	6	3000	1000	300	150	3000	1000
38~72	13.1	145	12	6	3000	1000	300	150	3000	1000
74~96	14.8	185	12	8	3000	1000	300	150	3000	1000
98~120	16.2	220	12	10	3000	1000	360	180	3000	1000
122~144	18.0	270	12	12	3000	1000	360	180	3000	1000
> 144	Base on customer's request									
Storage temperature	-40°C~+70°C									
Operating temperature	-30°C~+70°C									

Note:all the values in the table are reference value ,subject to the actual customer request




Telecom Distributor Ecuador

Application

- ◆ Stranded fiber bundle cable
- ◆ Central tube fiber bundle cable
- ◆ Application in FTTX-1
- ◆ Application in FTTX-2

UV fiber fiber bundle cable

- UV coating
- Fiber filling gel
- Fiber



Stranded fiber bundle cable

The figure is for reference only

- ◆ Outer sheath
- ◆ UV fiber bundle cable
- ◆ Water blocking tape
- ◆ Central strength member
- ◆ Strength member



Central tube fiber bundle cable

- ◆ Strength member
- ◆ Steel tape
- ◆ Outer Sheath
- ◆ Binder
- ◆ Water blocking tape
- ◆ UV fiber bundle cable



Application in FTTX-1

- ◆ Outer sheath
- ◆ UV fiber bundle cable
- ◆ Strength member



Application in FTTX-2

- ◆ Outer Sheath
- ◆ Strength member
- ◆ Strength member
- ◆ UV fiber bundle



Fiber counts	Dimension (mm)	Weight (kg/km)	Attenuation coefficient (dB/km)
2-12	≤1.40	≤1.7	≤0.40dB/km(1310nm) ≤0.30dB/km(1550nm)
Operating temperature	-30--+70°C		
Residual attenuation coefficient	≤0.2dB/km		

Multiple fibers with structure of semi-tightly packaging ensure the cable has perfect temperature performance and compact structure, which is the basic unit of cables applicable to access network in the future.

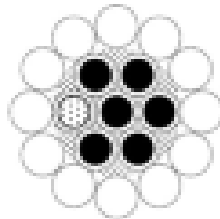


Telecom Distributor Ecuador

Caran N4-117 y Pasaje "D" Aguirre
Terán (Calderón) Quito-Ecuador
Oficina +(593) 2 202 1519
+(593)2 202 1594
ventas@jastech.com.ec

Type : SuOPGW-24B1-205[115;330.7]

Cross Section :



		Named	No.	Diameter
Structure Details	Center	20.3%AS wire	1	3.80 mm
	Layer 1	20.3%AS wire	5	3.80 mm
		SUS-Tube	1	3.80 mm
	Layer 2	AA wire(LHA1)	12	3.80 mm

Technical Data	According to IEEE std 1138, IEC 60794-4 standards	
	Stranding direction of outer layer is "Right-hand"	
	Fiber No. & Type	24 G 652D
	Standard Diameter	19.00 mm
	Supporting Cross Section	204.14 mm ²
	Section of AS wire	68.05 mm ²
	Section of AA wire	136.09 mm ²
	Approximate mass (with grease)	887.8 kg/km
	Ultimate Tensile Strength	127.9 kN
	Rated Tensile Strength	115.1 kN
	Maximum Allowable Tension(40%RTS)	225.6 N/mm ²
	Everyday Stress(20%RTS)	112.8 N/mm ²
	Strain Margin Stress(70%RTS)	394.8 N/mm ²
	Modulus of Elasticity	97.7 GPa
	Thermal Elongation Coefficient	17.5 ×10 ⁻⁶ /°C
Calculated D. C. Resistance at 20°C (Max)	0.206 Ω/km	
Short-Circuit Current (1 sec, 40~200°C)	18.2 kA	
Short-Circuit Current Capacity (40~200°C)	330.7 kA ² ·s	
Minimum Bending Radius	380 mm	
Temperature Range :	Installation	-10°C~+50 °C
	Transportation and Operation	-40°C~+80 °C

Los cables de conexión a tierra de fibra óptica (OPGW) se emplean en las líneas de transmisión y distribución de energía eléctrica, teniendo la doble función de transmisión de datos y de conexión a tierra. Los cables OPGW se encuentran en las extremidades superiores de los postes y pilones de la electricidad de alto voltaje: su parte conductiva sirve para conectar las torres adyacentes en la conexión a tierra y protege los conductores de los rayos